

Guidelines:

A. What are the required computer specifications of Weblio?

1. Operating System

For Microsoft Windows users:

- Windows 10
- Windows 8.1
- Windows 8
- Windows 7
- Any version lower than Windows 7 is **not allowed**.

For Apple users:

- Any operating system is allowed as long as you can still update your Google Chrome to the latest version.

2. Central Processing Unit

For Microsoft Windows or Mac users:

- Core i3 or higher
- If lower than Core i3, Ghz must be 2.53 or higher

3. Memory

For Microsoft Windows or Mac users:

- Equal to or more than 4 GB or higher

4. Screen Resolution

For Microsoft Windows or Mac users:

- 1366 x 768 (Recommended)
- 1360 x 768
- 1280 x 720
- 1280 x 600
- 1204 x 768

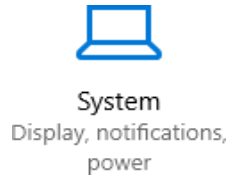
B. How can you check your internet service provider, internet browser, operating system, and screen resolution?

- Go to the website below:
 - <http://www.spyber.com/>
- **Note:** This is applicable to any kinds of laptops.

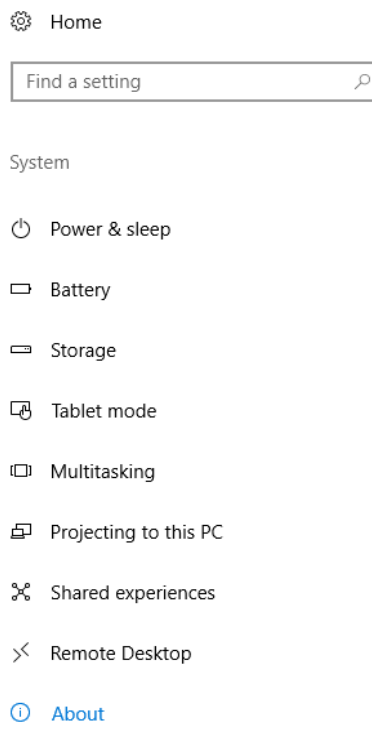
C. How can you check the memory of your laptop?

For Microsoft Windows users:

1. Click "Search" and type "Settings."
2. Click "System."



3. Click "About."



4. Check the "Installed RAM" under "Device Specifications."

Device specifications

Aspire E5-473G

Device name

Processor Intel(R) Core(TM) i3-5005U CPU @ 2.00GHz 2.00 GHz

Installed RAM 4.00 GB

Device ID 2CA0A406-1C4C-420A-A5E2-1DDC9575E328

Product ID 00327-35003-40892-AAOEM

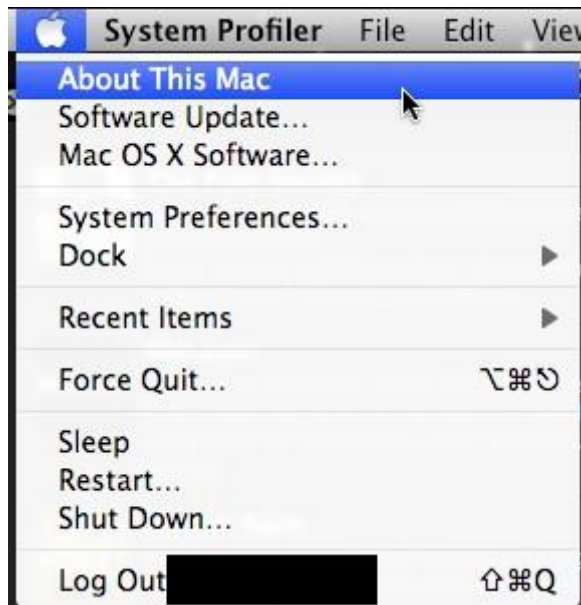
System type 64-bit operating system, x64-based processor

Pen and touch No pen or touch input is available for this display

Rename this PC

For Mac users:

1. Click the apple menu at the upper left corner of the screen.
2. Click "About This Mac."



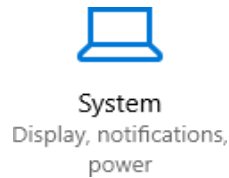
3. Check the "Memory" after the "Processor."



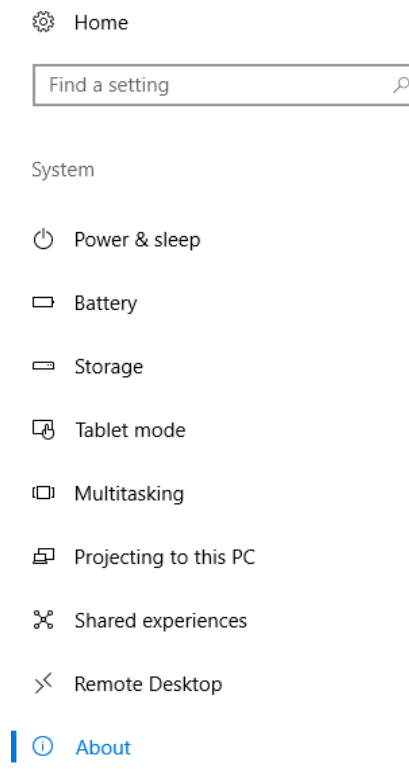
D. How can you check your central processing unit?

For Microsoft Windows users:

1. Click "Search" and type "Settings."
2. Click "System."



3. Click "About."



4. Check the "Processor" under the "Device Specifications."

Device specifications

Aspire E5-473G

Device name

Processor Intel(R) Core(TM) i3-5005U CPU @ 2.00GHz 2.00 GHz

Installed RAM 4.00 GB

Device ID 2CA0A406-1C4C-420A-A5E2-1DDC9575E328

Product ID 00327-35003-40892-AAOEM

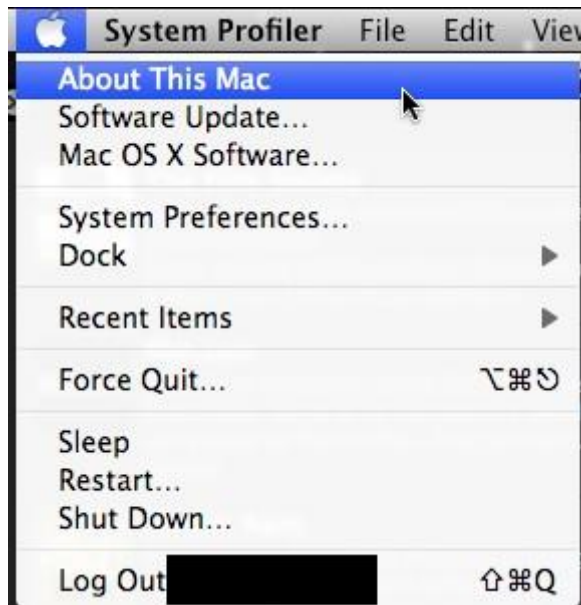
System type 64-bit operating system, x64-based processor

Pen and touch No pen or touch input is available for this display

Rename this PC

For Mac users:

1. Click the apple menu at the upper left corner of the screen.
2. Click "About This Mac."



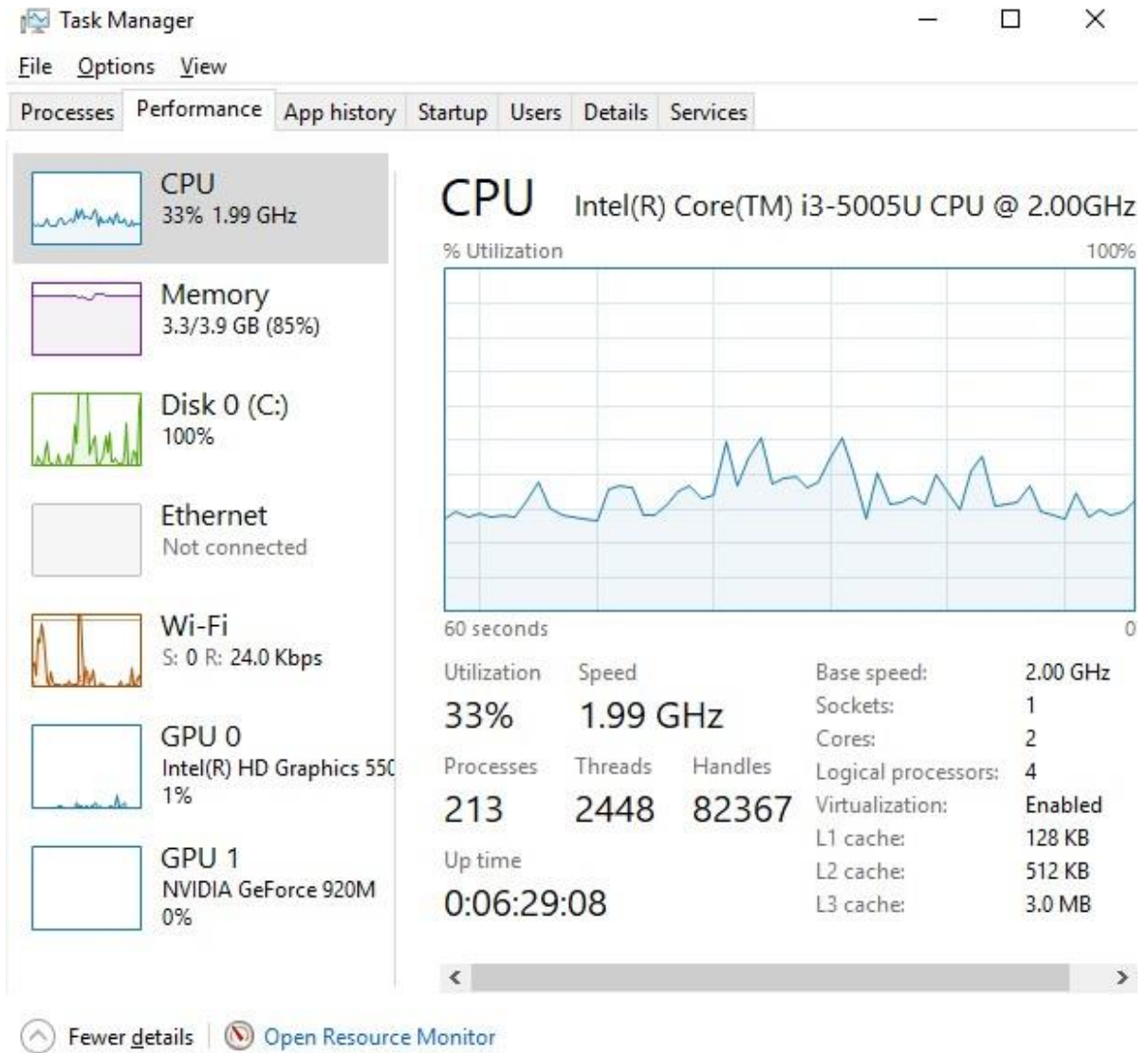
3. Check the "Processor" under the laptop type.



E. How do you check your processor?

For Microsoft Windows users:

1. Press "ctrl + shift + esc."
2. Click "Performance."




3. Check "Cores" under "Sockets."

For Mac users:

1. Click the apple menu at the upper left corner of the screen.
2. Click "About This Mac."



3. Click "More Info."



4. Check the "Total Number of Cores" under "Number of Processors."

Hardware Overview:

Model Name: MacBook Pro
Model Identifier: MacBookPro8,1
Processor Name: Intel Core i5
Processor Speed: 2.3 GHz
Number of Processors: 1
Total Number of Cores: 2
L2 Cache (per Core): 256 KB
L3 Cache: 3 MB
Memory: 4 GB
Boot ROM Version: MBP81.0047.B27
SMC Version (system): 1.68f99
Serial Number (system): D92F9R6XDH2G
Hardware UUID: 7F80C5E6-3DE5-5BCA-8AE1-09594D63A394
Sudden Motion Sensor:
State: Enabled